



1

P. / / - 2 / 0 - 5 - - - 0

/ / /
-1.02%/-1.03%/-0.81%/-0.96%

1.05%

3.89%

1.81%

-1.17% -0.98%

&

0.10% 0.04%

0.18% -0.25%

500/ 66.2
1000

113.4 300/
-0.30%/-0.13%/-0.61%

FOF
FOF-

FOF
FOF-

FOF
0.3%

FOF

0.5%

-[2045 ,2060]

2

11 21.0

/FOF

28 / / / /
7 7 2 9 1 2

9

33

9

10
ETF

5

3

100

3

REITs

A
A

29

1"

."

1"

,

0--2--.--

3"

AH
O EQ

. 32"
. 20"

.. / . --

0 Q

1-2

1-2

,

,

Q

Q

Q

,

,

,

,

,

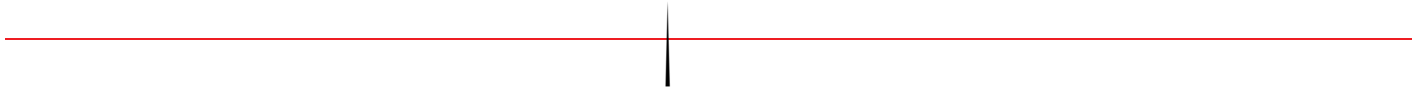
,

AF
O IQ

.

.

.



A

	. . . 6 . . . 0			2-	
	- 11"	- 2"	2--	0--	. . . "	- 4."
					. 54"	. 34"
				- . 1"		
2 62"						2 13"
	M	/ - . 2	11"		0--	M
QQ	. . 2					

.--6 .-.0 , , ,
 . -/" , . -0" , - 5." , - 63"
 -.. .-.0 , , ,
 6/1" , . - 14" , 3/4" , 0 20" , ,
 0- "

	4.82%	5.98%	5.64%	1.13%		35.61%	33.47%	50.67%	3.28%
95%	2.24%	2.18%	1.47%	0.16%	95%	8.42%	4.52%	5.39%	2.01%
75%	0.16%	0.00%	-0.11%	-0.46%	75%	-3.10%	-5.01%	-0.39%	-2.14%
50%	-1.02%	-1.03%	-0.81%	-0.96%	50%	-9.24%	-10.47%	-6.27%	-3.53%
25%	-1.77%	-1.84%	-1.74%	-1.43%	25%	-14.15%	-15.49%	-13.24%	-9.78%
5%	-3.11%	-3.18%	-3.21%	-1.85%	5%	-23.20%	-24.34%	-22.97%	-17.62%
	-6.47%	-8.18%	-6.90%	-1.95%		-37.03%	-42.28%	-41.07%	-18.57%
	534	2235	1419	25		505	2002	1418	24

1%

000531.OF	A	5.64%		001614.OF		50.67%
004314.OF	A	5.32%		001322.OF		42.05%
007731.OF	A	5.28%		001167.OF	A	35.61%
005477.OF	A	5.18%		210009.OF	A	33.47%
002772.OF	A	5.17%		210002.OF	A	32.89%
006877.OF	A	1.08%		015245.OF		19.49%
671030.OF		0.90%		090019.OF	A	16.02%
010690.OF	A	0.88%		005536.OF		13.13%
005126.OF		0.66%		501219.OF	A	11.20%
005550.OF	A	0.61%		013641.OF	A	10.37%
005970.OF		0.87%		005970.OF		6.13%
017467.OF	A	0.74%		001044.OF		6.07%
010220.OF	A	0.58%		006675.OF	A	2.38%
010703.OF	A	0.50%		010220.OF	A	2.09%
003715.OF		0.20%		014750.OF	6 A	2.06%
013441.OF		4.61%		006274.OF		9.89%
011373.OF	A	4.39%		010434.OF		7.07%
000960.OF		4.13%		110023.OF		4.97%
000523.OF	A	3.95%		001915.OF		4.71%
015915.OF	A	3.69%		001230.OF	A	2.54%
014319.OF	A	5.32%		001323.OF	A	45.27%
016500.OF	A	4.71%		005310.OF	A	30.69%
007685.OF		4.69%		005844.OF	A	26.05%
010003.OF	A	4.13%		014319.OF	A	25.00%
017075.OF	A	4.00%		010003.OF	A	20.40%
015143.OF	A	4.64%		014339.OF	A	5.37%
012210.OF	A	4.55%		011685.OF	A	3.15%
015789.OF	A	4.06%		000936.OF	A	0.13%
014339.OF	A	2.02%		001718.OF	A	-0.51%
013250.OF		1.81%		013513.OF	A	-0.98%
004139.OF		-2.09%		000535.OF	A	-15.86%
000535.OF	A	-2.48%		004139.OF		-15.94%
004698.OF	A	-3.12%		002251.OF	A	-16.24%
002983.OF	A	-3.56%		004224.OF	A	-18.98%
001475.OF	A	-4.01%		002983.OF	A	-19.58%
008283.OF		0.60%		005576.OF	A	6.91%
004871.OF	A	-0.30%		013659.OF	3 A	6.84%
012244.OF	A	-0.57%		004871.OF	A	1.15%
005937.OF	A	-0.60%		001392.OF	A	-2.58%
000251.OF	A	-0.65%		008283.OF		-2.86%
110025.OF		-0.42%		110025.OF		2.25%
005402.OF	A	-0.63%		005660.OF	A	1.51%
240022.OF	A	-1.17%				

/

.--6.--.0

--." --1"

Q ,

510300.OF	300ETF	1225.53	-0.74%	-3.64%	510300.OF	300ETF	178.52	-0.74%	-3.64%
510050.OF	50ETF	649.61	-0.66%	-3.13%	510050.OF	50ETF	80.39	-0.66%	-3.13%
510330.OF	300ETF	336.35	-0.72%	-3.61%	159919.OF	300ETF	46.20	-0.63%	-3.79%
159919.OF	300ETF	312.61	-0.63%	-3.79%	510330.OF	300ETF	33.93	-0.72%	-3.61%
510310.OF	300ETF	293.39	-0.78%	-3.36%	159949.OF	50ETF	22.84	-0.60%	-18.95%
510500.OF	500ETF	550.77	-0.90%	-2.50%	159845.OF	1000ETF	74.84	0.00%	-2.39%
159845.OF	1000ETF	126.00	0.00%	-2.39%	510500.OF	500ETF	61.96	-0.90%	-2.50%
512100.OF	1000ETF	106.74	0.00%	-2.31%	512100.OF	1000ETF	55.00	0.00%	-2.31%
512500.OF	500ETF	70.63	-0.88%	-2.43%	560010.OF	1000ETF	38.49	0.12%	-2.79%
560010.OF	1000ETF	70.14	0.12%	-2.79%	159633.OF	1000ETF	38.17	0.12%	-2.51%
588000.OF	50ETF	945.75	0.21%	-6.88%	588000.OF	50ETF	115.30	0.21%	-6.88%
159915.OF	ETF	397.61	-0.41%	-14.66%	159915.OF	ETF	52.64	-0.41%	-14.66%
588080.OF	50ETF	297.20	0.44%	-7.50%	588080.OF	50ETF	25.70	0.44%	-7.50%
588050.OF	50ETF	81.39	0.44%	-7.26%	588050.OF	50ETF	12.74	0.44%	-7.26%
515800.OF	800ETF	78.70	-0.74%	-2.87%	510210.OF	ETF	11.47	-0.96%	4.96%
512690.OF	ETF	125.67	-3.47%	-11.65%	512690.OF	ETF	28.85	-3.47%	-11.65%
159928.OF	ETF	101.76	-2.52%	-14.94%	159766.OF	ETF	9.62	-7.33%	-32.86%
159736.OF	ETF	58.15	-2.41%						

Q

ETF	511360.OF	ETF	238.24	0.11%	1.84%	511360.OF	ETF	587.53	0.11%	1.84%
	159650.OF	ETF	86.91	-0.02%	1.72%	511520.OF	ETF	216.97	0.04%	3.42%
	511380.OF	ETF	58.90	-0.67%	2.25%	159650.OF	ETF	108.17	-0.02%	1.72%
	511030.OF	ETF	56.05	0.03%	4.72%	159649.OF	ETF	105.12	-0.02%	2.17%
	511520.OF	ETF	50.00	0.04%	3.42%	511380.OF	ETF	27.28	-0.67%	2.25%
QDII-ETF	513050.OF	ETF	357.45	1.30%	-2.79%	513330.OF	ETF	88.14	1.52%	-13.17%
	513330.OF	ETF	286.81	1.52%	-13.17%	513180.OF	ETF	82.66	2.87%	-2.00%
	513180.OF	ETF	215.81	2.87%	-2.00%	513130.OF	ETF	70.08	2.70%	-2.74%
	159941.OF	ETF	161.36	4.05%	41.17%	513060.OF	ETF	55.93	1.90%	-19.37%
ETF	159920.OF	ETF	156.60	2.19%	-4.19%	159605.OF	ETF	41.83	3.12%	-5.47%
	518880.OF	ETF	125.66	-0.70%	10.51%	518880.OF	ETF	36.84	-0.70%	10.51%
	159937.OF	ETF	71.48	-0.90%	10.37%	159934.OF	ETF	11.16	-0.68%	10.60%
	159934.OF	ETF	49.25	-0.68%	10.60%	159937.OF	ETF	10.61	-0.90%	10.37%
	518800.OF	ETF	17.58	-1.07%	10.38%	518800.OF	ETF	9.99	-1.07%	10.38%
ETF	159985.OF	ETF	8.10	-2.93%	10.25%	159985.OF	ETF	6.50	-2.93%	10.25%
	561300.OF	300 ETF	11.64	-0.54%	-1.61%	561300.OF	300 ETF	2.82	-0.54%	-1.61%
	588460.OF	50 ETF	8.43	-0.22%		561990.OF	300 ETF	2.14	-1.40%	-3.97%
	561550.OF	500 ETF	7.44	-1.38%	0.70%	588460.OF	50 ETF	2.10	-0.22%	
	561990.OF	300 ETF	6.57	-1.40%	-3.97%	159680.OF	1000 ETF	1.48	-0.60%	4.08%
	159610.OF	500 ETF	4.74	-1.38%	0.64%	159677.OF	1000 ETF	1.48	-0.50%	3.12%

300/500/1000

---6 ---0 0--, 2--, .---
 - 0- " , - .0" , - 3. "
 -0
 . . .2" , . 6- " , 1 13" . --- 1"

300	005113.OF	300	A	-0.26%	0.45%	167601.OF	300	A	2.54%	7.92%
	100038.OF	300	A	-0.27%	0.43%	163407.OF	300	A	0.80%	6.18%
	010736.OF	300	A	-0.33%	0.38%	005137.OF	300	A	0.36%	5.74%
	005137.OF	300	A	-0.45%	0.26%	005530.OF	300	A	-0.48%	4.90%
	000512.OF	300	A	-0.51%	0.20%	100038.OF	300	A	-0.68%	4.70%
500	004790.OF	500	A	0.05%	1.06%	006048.OF	500	A	4.92%	8.86%
	161017.OF	500	A	-0.14%	0.87%	007994.OF	500	A	4.83%	8.77%
	012926.OF	500	A	-0.27%	0.74%	013233.OF	500	A	4.62%	8.56%
	005965.OF	500	A	-0.30%	0.71%	013639.OF	500	A	2.59%	6.53%
	003760.OF	500	A	-0.33%	0.68%	502000.OF	500	A	2.47%	6.41%
1000	003646.OF	1000	A	0.29%	0.24%	015466.OF	1000A		5.62%	8.80%
	014201.OF	1000	A	0.25%	0.20%	015867.OF	1000	A	5.36%	8.54%
	560590.OF	1000	ETF	0.17%	0.12%	159680.OF	1000	ETF	3.74%	6.92%
	017323.OF	1000	A	0.09%	0.04%	015784.OF	1000A		2.95%	6.13%
	017919.OF	1000	A	0.02%	-0.03%	004194.OF	1000	A	2.87%	6.05%

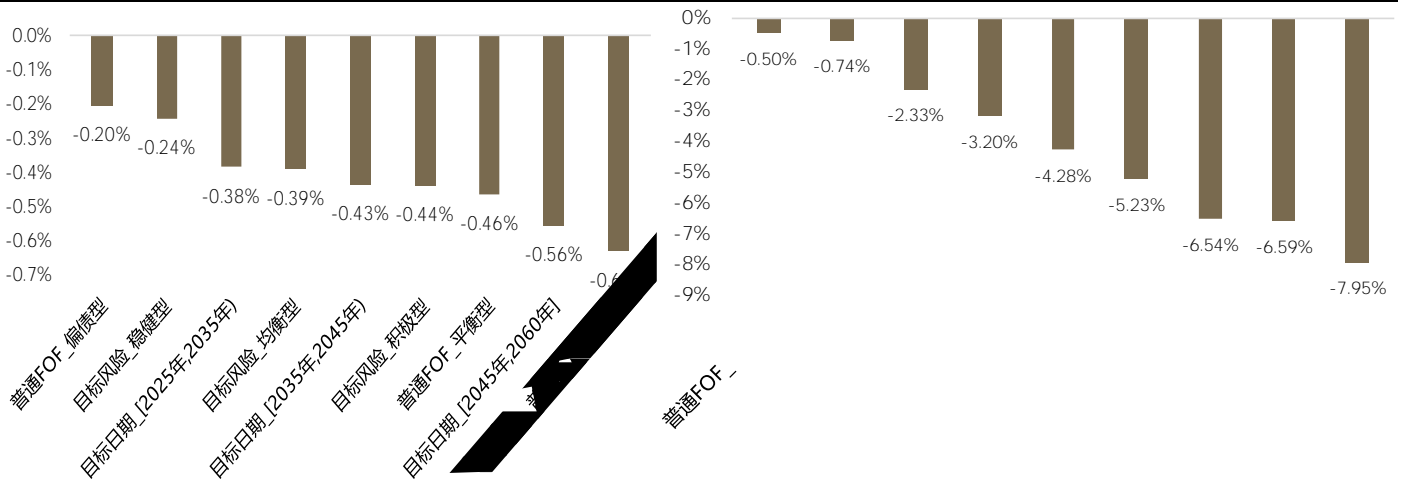
FOF

FOF

6%

---6 ---
 , - 0"
 , /-12 /-3-
 - 2"
 -
 , "

， /-12 /-3- ，
4 62" 3 26" 3 21"



FOF	009787.OF		0.89%		016080.OF	3	A	2.98%
	011600.OF		0.27%		016338.OF	3	A	2.94%
	016080.OF	3	A	0.08%	015776.OF	6	A	2.49%
	015792.OF		A	0.07%	015377.OF		A	2.35%
	017085.OF	3		0.07%	009213.OF		A	2.33%
FOF	015237.OF		A	0.73%	012654.OF		A	-0.27%
	015252.OF		A	0.21%	011587.OF			-0.47%
	015535.OF	3	A	-0.04%	006507.OF			-1.90%
	014070.OF		A	-0.20%	015129.OF		A	-2.33%
	016170.OF	6	A	-0.21%	015359.OF		A	-2.94%
FOF	012936.OF	6		0.72%	009146.OF	3		0.61%
	501216.OF		A	0.48%	013793.OF	12	A	-0.44%
	014301.OF	3	A	0.27%	009370.OF	3	A	-1.13%
	016146.OF		A	0.15%	005809.OF			-1.51%
	501218.OF		A	0.10%	008145.OF		A	-2.52%

012509.OF		A	0.10%	011557.OF		A	2.97%
017775.OF			0.06%	010281.OF		A	2.02%
016233.OF		A	0.05%	012509.OF		A	1.79%
017706.OF			0.02%	010266.OF		A	1.36%
015962.OF		A	-0.01%	007090.OF		A	1.22%
017238.OF			0.17%	006580.OF		(FOF)A	-0.26%
013735.OF		A	-0.01%	008631.OF		A	-0.31%
017264.OF		A	-0.05%				

[2025 2035]	015509.OF	2030	A	0.14%	008639.OF	2025	(FOF)A	2.09%
	013245.OF	2025	A	-0.09%	013421.OF	2025	A	1.26%
	013246.OF	2030	A	-0.10%	013245.OF	2025	A	1.19%
	017788.OF	2035		-0.27%	010643.OF	2025	A	-0.22%
	010643.OF	2025	A	-0.28%	013246.OF	2030	A	-1.33%
[2035 2045]	009436.OF	2040		0.68%	009436.OF	2040		6.15%
	012311.OF	2040	A	0.06%	009626.OF	2040		2.18%
	013904.OF	2035		-0.02%	013904.OF	2035		-0.93%
	012518.OF	2040		-0.07%	006860.OF	2038	A	-1.46%
	007238.OF	2035A		-0.09%	008553.OF	2035	A	-1.68%
[2045 2060]	017291.OF	2045		0.32%	011684.OF	2045		-0.86%
	015639.OF	2045		-0.12%	013420.OF	2045	A	-0.95%
	007060.OF	2050	A	-0.17%	013061.OF	2050		-3.12%
	006886.OF	2050A		-0.18%	007271.OF	2045	A	-3.35%
	017164.OF	2060		-0.19%	009573.OF	2045	A	-4.67%

QDII 1.65%

---6---/ AF . 32"
6
2"

AF

012584.OF	9	A	7.42%	270023.OF	47.75%
001691.OF			7.23%	005698.OF	46.15%
241001.OF			6.87%	001668.OF	A 35.32%
050015.OF			6.34%	006373.OF	33.07%
080006.OF			5.91%	000043.OF	29.46%

REITs -1.53%

---6---0 O IQ . 20" O IQ
O IQ - 0/" - .6"

O IQ

180201.OF	REIT	0.32%	508077.OF	REIT	2.75%
508077.OF	REIT	0.19%	180501.OF	REIT	-0.93%
508099.OF	REIT	-0.22%	508068.OF	REIT	-1.51%
508068.OF	REIT	-0.36%	508066.OF	REIT	-2.86%
180401.OF	REIT	-0.44%	508021.OF	REIT	-3.03%

11

21.00

. ---6 ---0

.. / . --

1 , , , ,
 , 1 ,, ,, ,0 ,/
 Q 1 -3

019146.OF	A	20231010	2.73
019219.OF	A	20231009	2.87
018139.OF	A	20231010	2.46
019345.OF	A	20231011	1.19
014896.OF	6 A	20231013	3.00
018988.OF	A	20231010	2.07
159546.OF			6 3

. ---6 ---0

/5

, , 4 4 / 6 . /


019457.OF	A	20231009	20231020			3
019124.OF	A	20231012	20231027			
019401.OF		20231012	20231025			30
019472.OF	A	20231012	20231018			10
019521.OF	A1	20231011	20231027			
019360.OF		20231012	20231115			
018381.OF	A	20231011	20231103			
019685.OF		20231013	20240112			80
019043.OF	A	20231009	20240108			80
018804.OF	90 A	20231009	20231020			30
019516.OF	60 A	20231009	20231130			10
018637.OF		20231010	20240109			
018880.OF	90 A	20231009	20231027			
019464.OF	30 A	20231013	20231102			
018772.OF	A	20231009	20231020			
019681.OF	A	20231013	20240112			
019001.OF	500 A	20231009	20231027			80
561363.OF	ETF	20231012	20231018			50
561013.OF	ETF	20231009	20231115			30
562603.OF	ETF	20231009	20231020			6
159661.OF	100ETF	20231013	20240112			
018397.OF	A	20231009	20231020			
019279.OF	A	20231013	20231024			
019037.OF	7	20231009	20231020			100
019102.OF	A	20231010	20231027	(ODII)		
019185.OF	1000 A	20231009	20231024			30
FOF 018515.OF	2040	20231012	20231027	FOF		
FOF 019608.OF		20231011	20231024	FOF		

3 ETF

6 00 6
 6 2
 Q Q
 Q Q 0
 Q



2023-10-13
 2023-10-13
 2023-10-13
 2023-10-12
 2023-10-12
 2023-10-11
 2023-10-10
 2023-10-09
 2023-10-09



2023-10-13
 2023-10-13
 2023-10-13
 2023-10-11
 2023-10-11
 2023-10-10
 2023-10-10
 2023-10-09
 2023-10-09

ETF 2023-10-11
 ETF 2023-10-10
 ETF 2023-10-10
 ETF 2023-10-10

1000
 2000

2023-10-13
 2023-10-10
 2023-10-12
 2023-10-10
 2023-10-09
 2023-10-11

500
 0-3

		(QDII)	QDII	QDII	2023-10-13
	100	(QDII)	QDII	QDII	2023-10-13
		(QDII)	QDII	QDII	2023-10-12
()	100	(QDII)	QDII	QDII	2023-10-12
			REITs	REITs	2023-10-13

4

1 /6 O FQ O FQ
 4130 ,



Q 6

. . 0 Q
/
.

